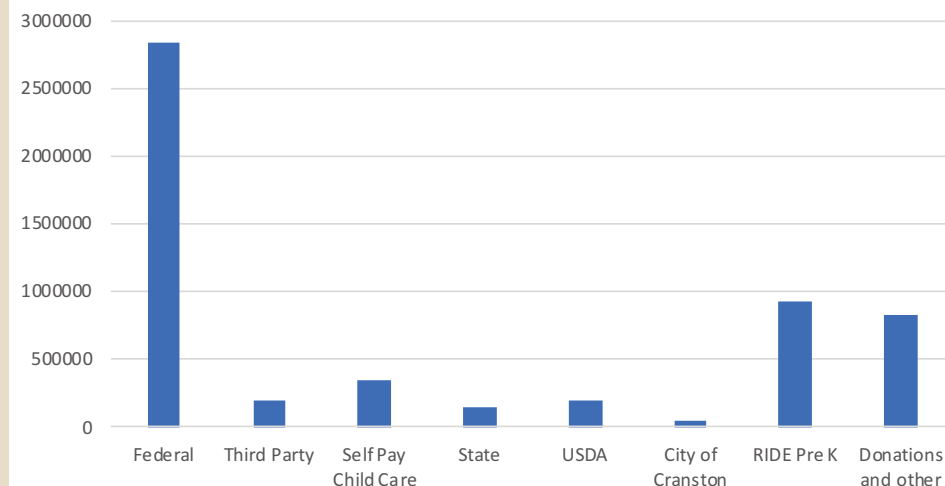


PROGRAM INCOME

Program Income (the total income for FY23 was 5,521,681. Program year November 1, 2022-October 31, 2023.

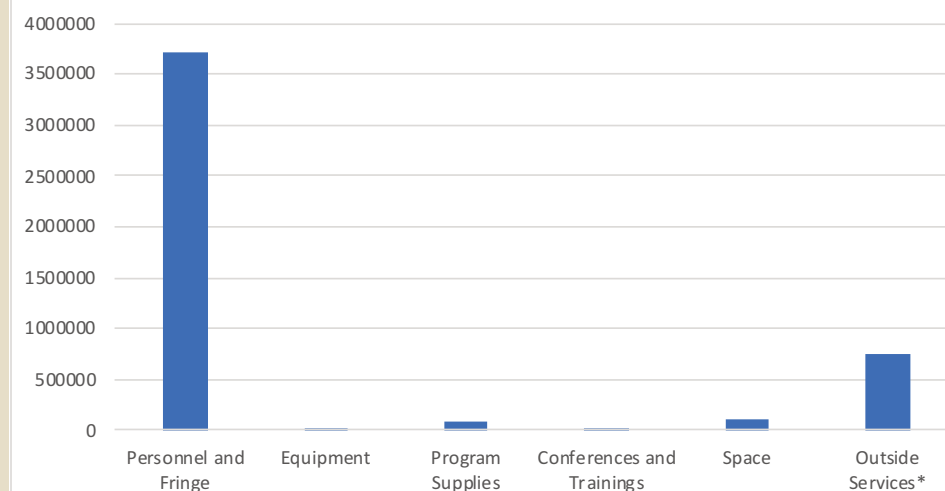
Federal:	2,832,237
Third Party:	194,503
Self Pay Child Care:	349,663
State:	149,743
USDA:	202,146
City of Cranston:	50,000
RIDE Pre K:	923,497
Donations and other:	819,892



BUDGETARY EXPENDITURES HEAD START ONLY

Personnel and Fringe:	3,716,317
Equipment:	13,734
Program Supplies:	76,346
Conferences and Trainings:	12,685
Space:	101,138
Outside Services:	742,972

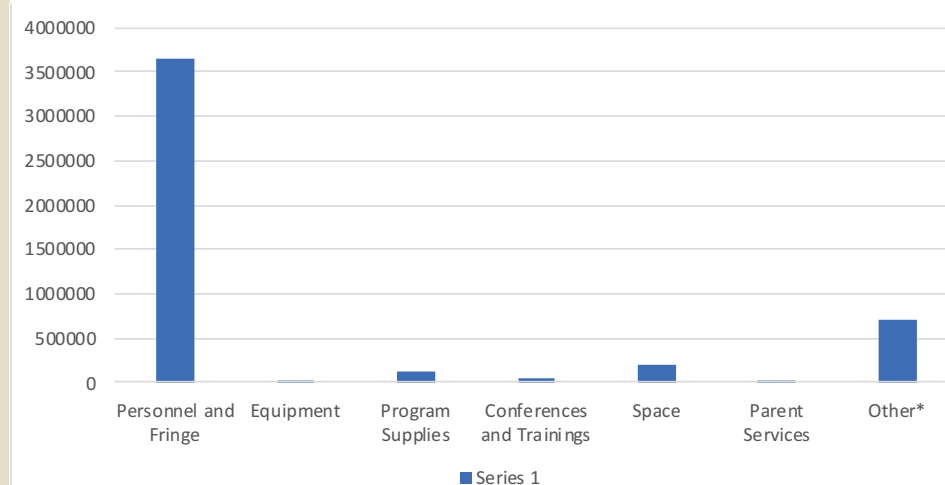
includes in-kind expenses, substitutes, and indirect costs



PROPOSED BUDGET HEAD START ONLY

Personnel and Fringe:	3,638,761
Equipment:	9,200
Program Supplies:	118,300
Travel, Conferences and Trainings:	38,898
Space:	207,700
Parent Services:	5,000
Other:	696,385

**includes in-kind expenses, substitutes, and indirect costs*



CCAP BOARD OF DIRECTORS

John Bucci CHAIR	Jeanine Walker Marrocco Michael Iacone Marybeth Corrente Julie Leddy Allison Bouchard	Joanne McGunagle, MPA PRESIDENT AND CEO
Robert Robillard VICE CHAIR	Daniel Parrillo Margaret Long Cathleen Charest Watson	
Daniel Parrillo TREASURER	Robin Gervais Sophonie LaFortune Kaydean Williams	
Marjorie Barrett SECRETARY		
Jeanine Walker Marrocco IMMEDIATE PAST CHAIR		



For more information on how to get your life moving in the right direction, call

401.467.9610



For more information about CCAP, go to www.ComCap.org

LOCATIONS

CRANSTON

Administration 1 Capital Way Cranston, RI 02910 401.467.9610	Social Services 311 Doric Avenue Cranston, RI 02910 401.467.7013	Child Development Center (Atwood) – Head Start, State Pre-K, Child Care 848 Atwood Avenue Cranston, RI 02920 401.943.5160	Child Development Center (Pastore) – Early Head Start, Head Start, Child Care 155 Gansett Avenue Cranston, RI 02910 401.275.5808	Child Development Center (Edgewood) – Early Head Start, Head Start, Child Care 1725 Broad Street Cranston, RI 02905 401.209.6868
--	--	---	--	--

Child Development Center (Seven Hills) – Head Start 178 Norwood Avenue Cranston, RI 02905 401.467.5196	Family Health Services of Cranston 1090 Cranston Street Cranston, RI 02920 401.943.1981 Medical 401.942.4867 Dental 401.467.9610 Behavioral Health 401.946.4650, WIC	Cranston Skills Center 656 Park Avenue Cranston, RI 02910 401.562.8325	Family Health Services of Coventry 191 MacArthur Boulevard Coventry, RI 02816 401.828.5335 Medical 401.589.2622 Dental 401.589.2610, WIC	Pawtucket Youth Center 120 High Street Pawtucket, RI 02680 401.305.5919
--	---	--	--	---


PROVIDENCE

Providence Youth Center 790 Broad Street (Tides Family Service Building) Providence, RI 02907 401.437.8885	Rhode Island Donation Exchange (Furniture Bank) 125 Ernest Street Providence, RI 02905 401.831.5511 info@donationexchange.org
---	--

WARWICK

Everett C. Wilcox Health Center 226 Buttonwoods Avenue Warwick, RI 02886 401.732.9090 Medical 401.732.9090 Dental	Primary Care Partners Health Center 2756 Post Road, Suite 103 Warwick, RI 02886 401.384.6007 Medical	Kent County Youth Center 222 Washington Street West Warwick, RI 02893 401.732.5562
--	--	--

ACCREDITATIONS



2022/2023
ANNUAL REPORT



CHILD DEVELOPMENT CENTERS

www.ComCap.org • 401.467.9610

ABOUT CCAP

For over 50 Years, Comprehensive Community Action Program has been “Lending a Helping Hand to Those in Need.” CCAP was formed as part of our nation’s War on Poverty in 1965 and today is one of the largest community action programs in Rhode Island. CCAP provides an array of quality services including Family Medicine & Dental Care; Behavior Health Services & Substance Abuse Counseling; Head Start & Child Care Services; Family Development Services; Social Services, WIC Nutrition Program, Food Bank, Home Heating & Energy Assistance, Youth Services, Education GED & Job Training.



CCAP MISSION

To empower all people and communities, challenged by poverty as well as social and cultural barriers, through advocacy, education, and access to high quality health and human services.

CCAP VISION

CCAP will anticipate and will meet the community’s needs as a provider of choice by providing quality health and human services to support and empower individuals and families.

CCAP VALUES

Quality, Community, Commitment, Respect



PARENT ENGAGEMENT ACTIVITIES

Librarians from our local library came to each site to read to our children and families! They also were there to help families fill out library card applications so that all children would have access to books!

Our health fair was a huge success with over 20 local vendors! There were performances by local Karate and Dance Studios, along with facepainting and an obstacle course. Our police and fire departments were present, along with many of the other CCAP programs available for families. The parents were able to get valuable resources, all related to health and safety!

TRANSITION TO K INFORMATION

We had over 50 families join us for our Transition to K Event. The Cranston School Department attended, and families were able to meet teachers and principals and ask questions about a typical kindergarten day and what to expect. The children all sat together by elementary school so they were able to see who they would be going to school with in the fall!

SCHOOL READINESS

Brightstars: In May, our Broad Street location applied for and received a 4-star rating. The RI Association for the Education of Young Children had suspended their quality ratings of childcare programs during the pandemic and resumed in 2022 for programs who were new and needing a rating.



PROGRAM DATA

Number of Children and Families Served

Head Start Children Served	Early Start Children Served
123	33
Head Start Families Served	Early Start Families Served
118	30

Average Monthly Attendance*

Head Start	Early Start
88%	86%

*attendance was severely impacted by the COVID-19 pandemic and quarantine guidelines.

% of Eligible Children Served

% of eligible children served- Per 2022 factbook, there are approximately 284 low income 4 year old children in the city of Cranston. Of those 284, 74 were enrolled in Head Start, approximately 26%. The number of eligible infants and toddlers is higher, and the number of Early Head Start slots is lower, indicating approximately 3% of eligible children are served.

Enrolled Children who received Medical exam:

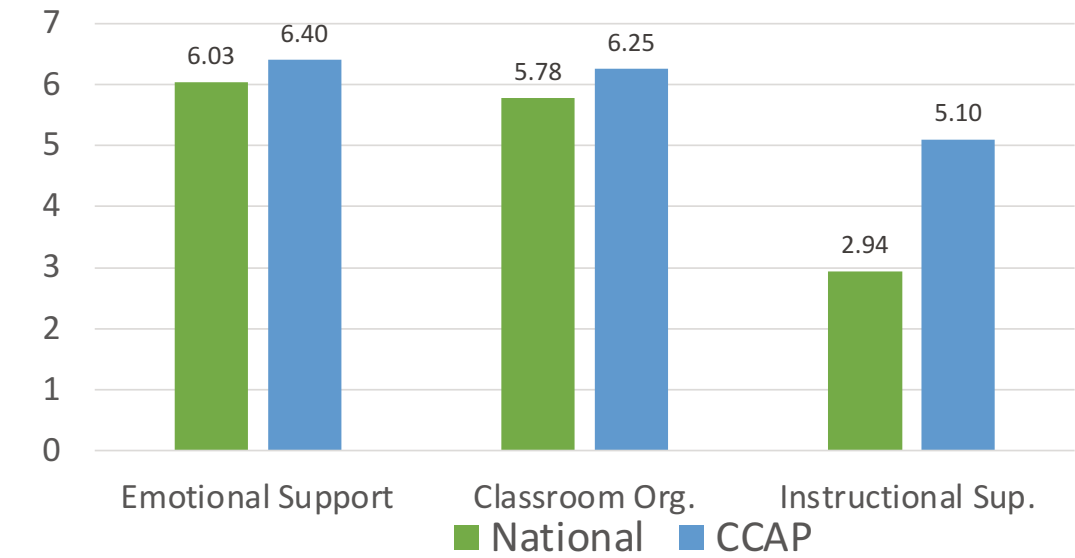
92%

Enrolled Children who received Dental exam:

83%



CLASS SCORES - NATIONAL AND CCAP AVERAGES



Data collected each checkpoint indicated that children made gains from Fall to Spring in 22 different dimensions. We attribute the progression of the children’s skills to the quality staff, ongoing professional development, coaching, and family participation. Our program utilizes the TSG assessment at three checkpoints during the academic year. The following is the TSG data collected at the first and last checkpoints.

FALL TO SPRING GROWTH 2022-2023

